

**TREATMENT
PRODUCTS
CORPORATION**

Wastewater Treatment & Recovery Systems

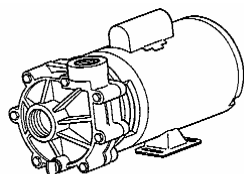
P.O. Box 444 Thorndale Pa. 19372-9998

Phone (610) 384-6279 Fax (610) 384-6239

Email treatment-products@worldnet.att.net

Website treatment-products.home.att.net

CORROSION RESISTANT CHEMICAL SERVICE CENTRIFUGAL PUMPS



CLOSE COUPLED MODEL CC-1000				
DRIVE	TYPE 1 115/230 V 1 PHASE ODP	TYPE 2 230/460 V 3 PHASE ODP	TYPE 3 115/230 V 1 PHASE ENC	TYPE 4 230/460 V 3 PHASE ENC
1/4 HP 1725 RPM	\$445.00	-----	\$465.00	-----
1/3 HP 3450 RPM	\$400.00	\$420.00	-----	-----
1/2 HP 3450 RPM	\$430.00	\$420.00	\$487.00	\$477.00
3/4 HP 3450 RPM	\$475.00	\$487.00	\$508.00	\$502.00
1 HP 3450 RPM	\$495.00	\$545.00	\$536.00	\$546.00
1 1/2 HP 3450 RPM	\$615.00	\$655.00	\$681.00	\$650.00
2 HP 3450 RPM	\$721.00	\$745.00	\$798.00	\$751.00
3 HP 3450 RPM	\$850.00	\$785.00	-----	\$850.00
ALL PUMPS INCLUDE STAINLESS STEEL HARDWARE				

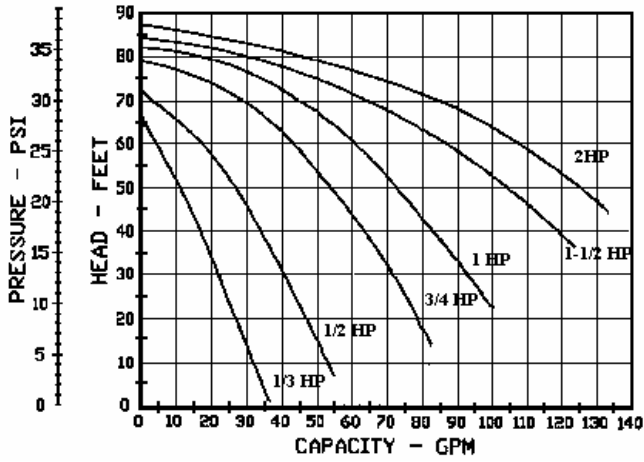
LONG COUPLED MODEL LC-1000				
DRIVE	TYPE 1 115/230 V 1 PHASE ODP	TYPE 2 230/460 V 3 PHASE ODP	TYPE 3 115/230 V 1 PHASE ENC	TYPE 4 230/460 V 3 PHASE ENC
1/4 HP 1725 RPM	\$975.00	-----	\$995.00	-----
1/3 HP 3450 RPM	\$930.00	\$950.00	-----	-----
1/2 HP 3450 RPM	\$960.00	\$950.00	\$1,017.00	\$1,007.00
3/4 HP 3450 RPM	\$1,005.00	\$1,017.00	\$1,038.00	\$1,032.00
1 HP 3450 RPM	\$1,050.00	\$1,075.00	\$1,066.00	\$1,076.00
1 1/2 HP 3450 RPM	\$1,180.00	\$1,185.00	\$1,211.00	\$1,180.00
2 HP 3450 RPM	\$1,270.00	\$1,275.00	\$1,328.00	\$1,281.00
3 HP 3450 RPM	\$1,380.00	\$1,315.00	-----	\$1,380.00
ALL PUMPS INCLUDE STAINLESS STEEL HARDWARE				

SEAL OPTIONS		
SEAL #	DESCRIPTION	PRICE ADDER
11	Stainless Steel with Buna	\$0.00
12	Stainless Steel with Viton	\$42.00
13	Stainless Steel with Food Grade Viton	\$14.00
21	Impenatra Seal Carbon Graphite on Ceramic with Viton Trim	\$64.00
22	Impenatra Seal Carbon Graphite on Ceramic with EPDM Trim	\$56.00
23	Impenatra Seal Carbon Graphite on SIC with Viton Trim	\$147.00
24	Impenatra Seal Carbon Graphite on SIC with EPDM Trim	\$141.00
41	Impenatra Seal Graphite on Ceramic with Viton Trim	\$93.00
42	Impenatra Seal Graphite on Ceramic with EPDM Trim	\$87.00
43	Impenatra Seal Graphite on SIC with Viton Trim	\$169.00
44	Impenatra Seal Graphite on SIC with EPDM Trim	\$163.00
51	Impenatra Seal SIC with Viton Trim	\$299.00
52	Impenatra Seal SIC with EPDM Trim	\$293.00

PRICES EFFECTIVE MAY 1998

PRICES ARE SUBJECT TO CHANGE WITHOUT NOTICE

F.O.B. SHIPPING POINT

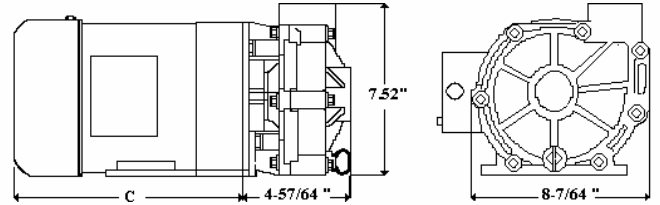


RPM 3450
 CLOSED IMPELLER
 WATER AT SP. GR. 1.0

PERFORMANCE

OPTIONS

- **Construction** - Available in either glass filled Noryl or Polypropylene
- **Seals** - Wide selection of Single Mechanical Seals. Including a variety of thermoplastic encased seals with a selection of mating surfaces and elastomers. Seals provide excellent affordable corrosion resistance for many common chemicals including acids and alkalis, and inorganics.
- **Motors** - Standard options ODP or TEFC. Consult factory for explosion proof or mill and chem. duty motors
- **Impellers**- Choice of Closed and Semi Open designs. Available in either Noryl or Polypropylene construction
- **Mounting Styles** - Close Coupled or Pedestal Mounted Long Coupled Models.
- **Priming Chambers** - Priming Chamber converts Pump to a self priming centrifugal with suction lift up to 5 feet. Priming Chamber is of ABS construction with lexan lid, and includes a strainer basket.



DIMENSIONS & WEIGHTS

INLET AND DISCHARGE CONNECTIONS ARE 1-1-1/2" FNPT

HP	TYPE 1 1φ ODP	TYPE 2 3φ ODP	TYPE 3 1φ ENC	TYPE 4 3φ ENC
1/4	10"	--	10-1/4"	10-1/4"
	33 LBS	--	33 LBS	33 LBS
1/3	8-1/4"	7-3/4"	9-1/4"	8"
	23 LBS	24 LBS	29 LBS	24 LBS
1/2	10"	9-1/4"	10-1/4"	9-1/2"
	30 LBS	26 LBS	33 LBS	26 LBS
3/4	10-3/4"	9-1/4"	10-1/4"	9-3/8"
	34 LBS	28 LBS	35 LBS	27 LBS
1	9-7/8"	10"	11-1/4"	9-3/8"
	39 LBS	30 LBS	44 LBS	30 LBS
1-1/2	11"	9-1/2"	11-1/2"	10-1/4"
	47 LBS	34 LBS	49 LBS	35 LBS
2	11"	10-1/4"	12-1/4"	11-3/8"
	55 LBS	40 LBS	55 LBS	44 LBS
3	11-3/4"	11-1/2"	--	12-1/8"
	56 LBS	48 LBS	--	54 LBS


"C" Dimension in inches, and weight in pounds per pump with motor

FEATURES

- Corrosion Resistance
- Flow 5 to 135 GPM
- Discharge Heads to 87 feet
- Continuous Operating Temperatures up to 194°F
- Rugged Reliable design

For further information contact.

Represented By:



**TREATMENT
 PRODUCTS
 CORPORATION**

Wastewater Treatment & Recovery Systems
 P.O. Box 444 Thorndale Pa. 19372-9998
 Phone (610) 384-6279 Fax (610) 384-6239
 Email treatment-products@worldnet.att.net
 Website treatment-products.home.att.net